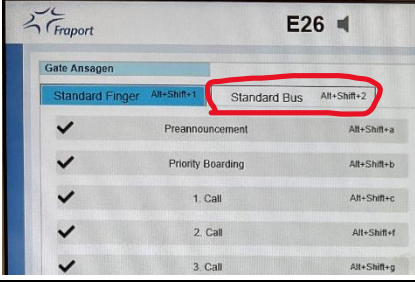
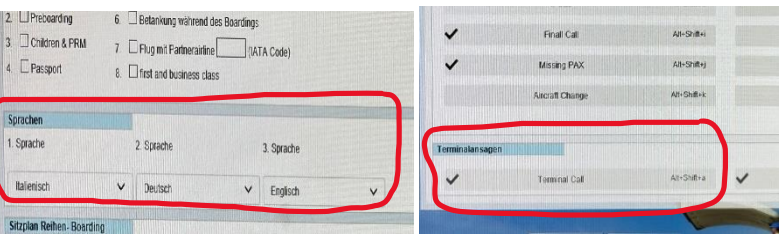
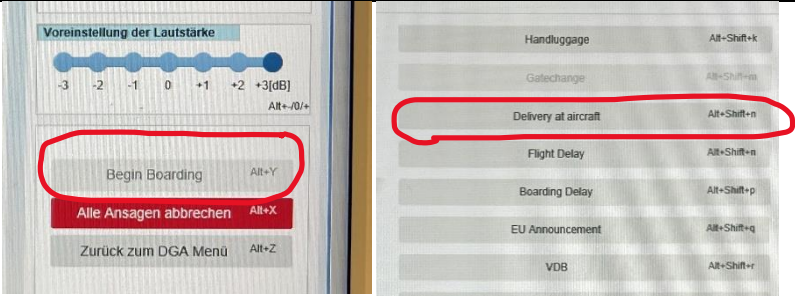
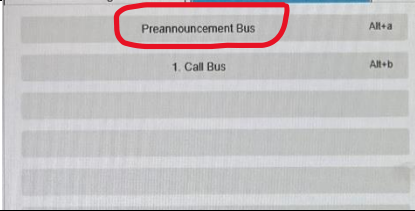
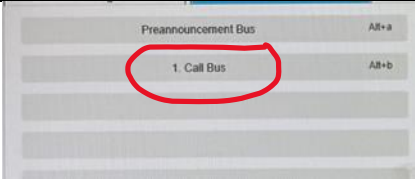
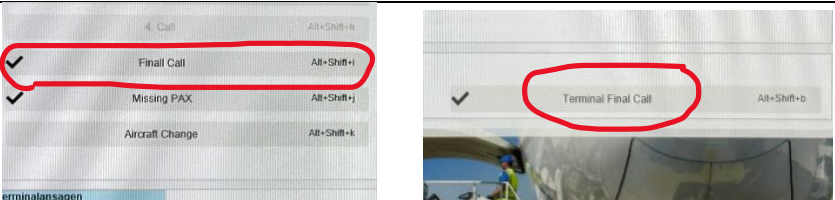
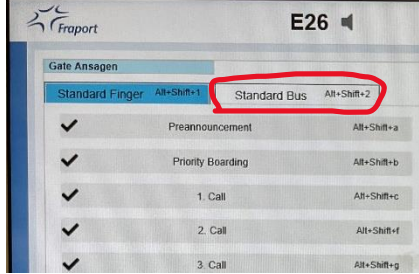
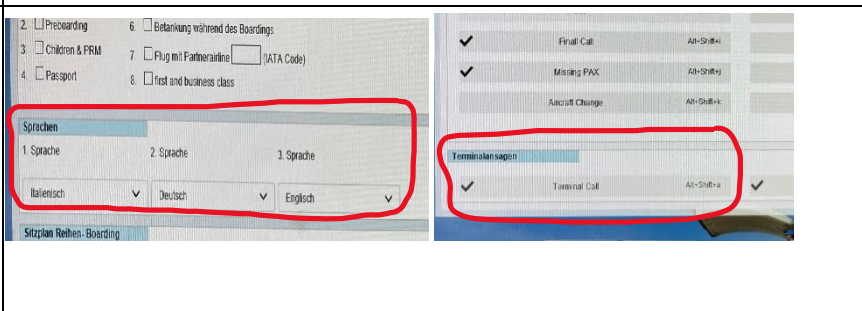
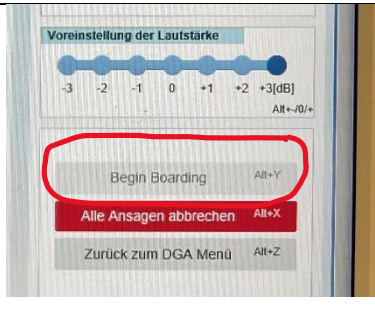
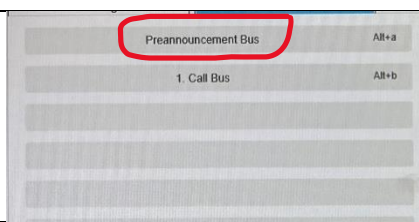
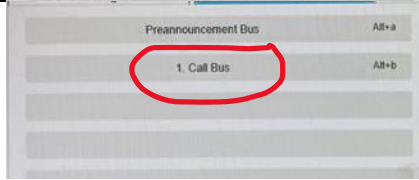
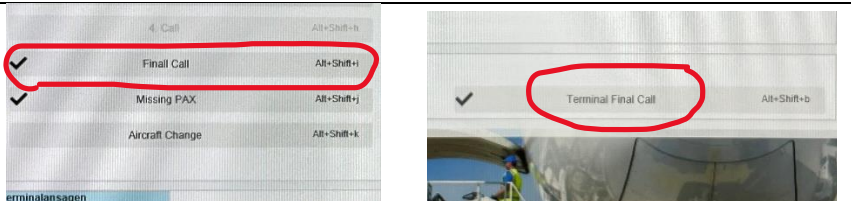


# Digital Gate Announcement Guide

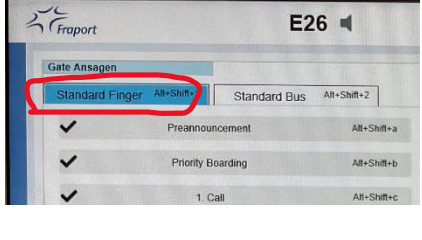
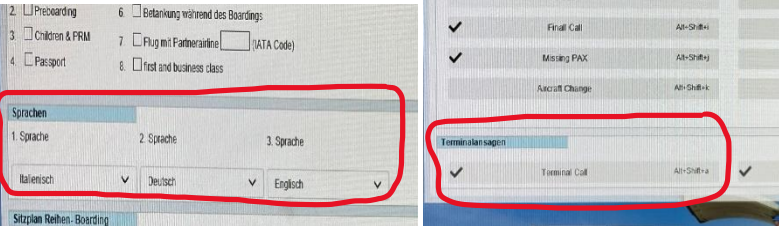
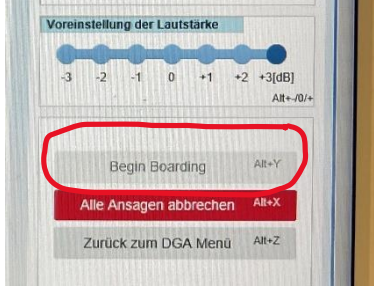
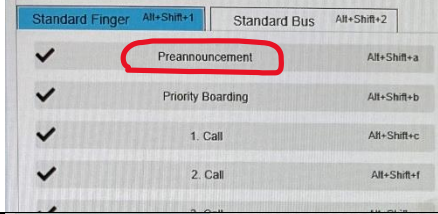
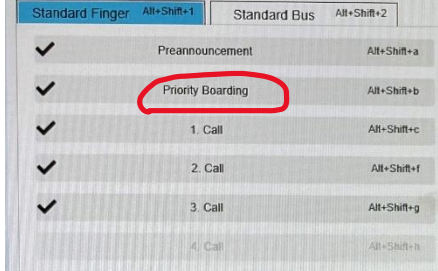
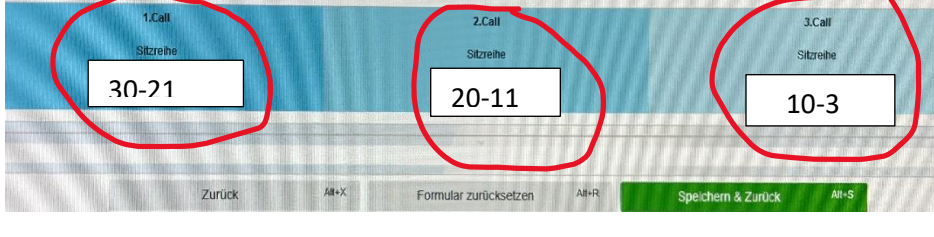
## BUS POSITION/ CRK AIRCRAFT TYPE

<p><b>Step 1</b>- select <b>STANDARD BUS</b> tab</p>	
<p><b>Step 2</b>- set the language to IT,DE, EN and play <b>Terminal Call</b></p>	
<p><b>Step 3</b>- Start with pre-boarding, click on <b>Begin Boarding</b> and let pax enter in the hall and play <b>Delivery at Aircraft</b> (to play 2/3 times)</p>	
<p><b>Step 4</b>- When ramp confirms that you can start boarding – Play <b>Preannouncement bus</b>.</p>	
<p><b>Step 5</b>- Play <b>Call Bus</b> and after the final language plays, open the door and let the pax go down to the bus.</p>	
<p><b>Step 6</b> – Play <b>Final Call</b> and <b>Terminal Final Call</b> at -25 mins</p>	

# **BUS POSITION WITH A320 /319 AIRCRAFT TYPE**

<p><b>Step 1</b>- select <b>STANDARD BUS</b> tab</p>	
<p><b>Step 2</b>- set the language to IT,DE, EN and play <b>Terminal Call</b></p>	
<p><b>Step 3</b>- Start with pre-boarding, click on <b>Begin Boarding</b> and let pax enter in the hall.</p>	
<p><b>Step 4</b>- When ramp confirms that you can start boarding – Play <b>Preannouncement bus</b>.</p>	
<p><b>Step 5</b>- Play <b>Call Bus</b> and after the final language plays, open the door and let the pax go down to the bus.</p>	
<p><b>Step 6</b> – Play <b>Final Call</b> and <b>Terminal Final Call</b> at -25 mins</p>	

## BRIDGE POSITION ACCORDING WITH SEAT ROWS

<p><b>Step 1</b> - select <b>STANDARD FINGER</b> tab</p>	
<p><b>Step 2</b> - set the language to IT,DE, EN and play <b>Terminal Call</b></p>	
<p><b>Step 3</b> - Start with pre-boarding, click on <b>Begin Boarding</b> and let pax enter in the hall.</p>	
<p><b>Step 4</b> - When ramp confirms that you can start boarding – Play <b>Preannouncement</b>.</p>	
<p><b>Step 5</b> - Play <b>Priority boarding</b> open the door and let Biz-Class &amp; Families with Children pax go into the aircraft.</p>	
<p><b>Step 6</b> - Play :</p> <p><b>1<sup>st</sup> call</b> : seat rows 30-21</p> <p><b>2<sup>nd</sup> call</b>: seat rows 20-11</p> <p><b>3<sup>rd</sup> call</b>: seat rows 10 to the end of Y class</p>	
<p><b>Step 7</b> – Play <b>Final Call</b> and <b>Terminal Final Call</b> at -25 mins</p>	