



LOADING INSTRUCTIONS
ISTRUZIONI PER IL CARICO

A220-100

LOAD CONFIGURATION
BULK LOAD ONLY

FLIGHT NR

A/C REG

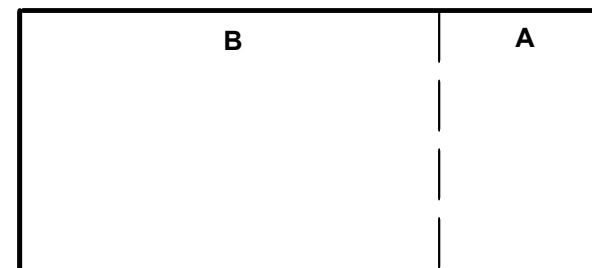

DATE

STATION

DESTINATIONS

PREPARED BY

LOAD DISTRIBUTION
AT ARRIVAL



LOADING INSTRUCTIONS

AFT CMPT 4 - Max Load 2063 kg

MAX CUMULATIVE LOAD: CMPT 1 + CMPT4 = 3760kg

FWD CMPT 1 - Max Load 1697 kg

F Max 1055 kg

C Max 1298 kg

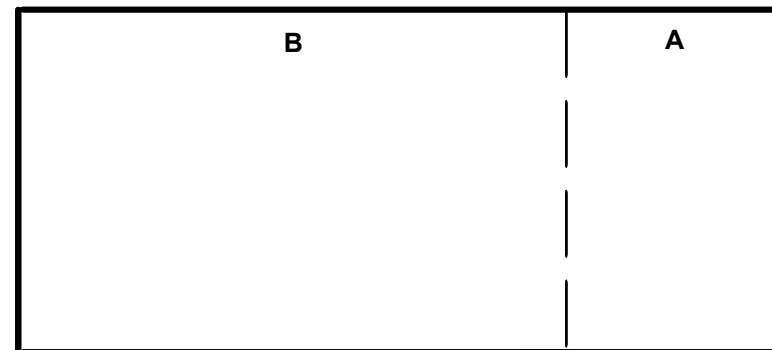
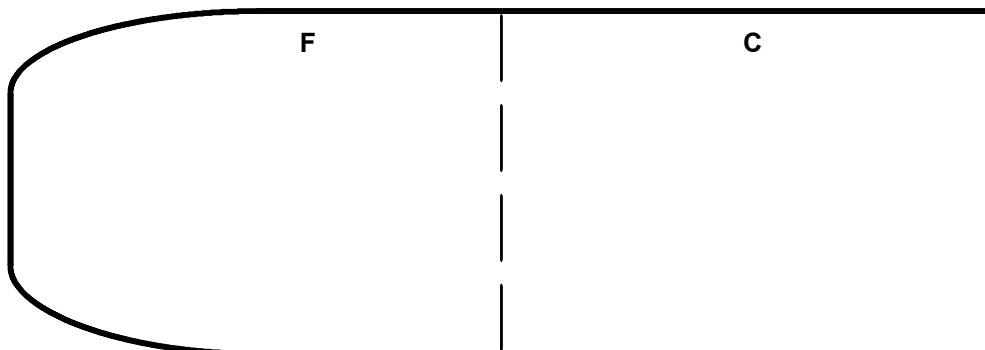
B Max 900 kg

A Max 800 kg

Max Linear Loading: 350kg/m
Flat Floor: Max Loading 732kg/m²
Curved and canted Floor: Max Loading 293kg/m²



LOAD DISTRIBUTION
AT DEPARTURE



SPECIAL INSTRUCTIONS (including any anomalies evidenced - *includere eventuali anomalie riscontrate*)

This aircraft has been loaded in accordance with these instructions including the deviations shown on the "LOAD DISTRIBUTION AT DEPARTURE". The load has been secured in accordance with Company Regulations.

Il carico di questo aeromobile è stato effettuato secondo le istruzioni del presente modulo. Le eventuali variazioni apportate sono state registrate nel riquadro "LOAD DISTRIBUTION AT DEPARTURE". Il carico è stato ancorato secondo le norme di Compagnia.

CARGO COMPARTMENT VISUAL CHECK PERFORMED

I undersigned assure that the aircraft has been loaded as per these instructions (signature of loading supervisor or person responsible for loading)

Captain signature for acceptance