



Fraport BRS B5 Guide

Version: 1

Revision: 0

Issued: 03.05.2026

Issued By: Norbert Rakoczi

Last Updated: 03.05.2026

Login Screen

F6 (Login English) gives you the option to login to the English version of B5

F7 (Anmeldung Deutsch) gives you the option to login to the German version of B5

Baggage Reconciliation System (BRS)

A380 READY

A380

Username

Password

Info News
F1

F2

F3

Gate Baggage
F4

Alt+F5

Login English
F6

Anmeldung Deutsch
F7

F8

Fraport. The Airport Manager

Home Screen

Once logged in, the home screen greets you, where you have the following options:

- change your password
- look for a specific bag
- order BRS-Mann for gate bags
- display flights

Note: on any screen you can navigate to the previous page with the F2 key

Baggage Reconciliation System (BRS)

FRA

Airline: X3,TUI,TOM,BY,BLX,6B,JJ

Airport: FRA

Airline code:

Flight number:

Destination: SBE:

Position:

Day: STD from: STD to:

Flights without OFB

Settings F1 Logout F2 Bag Info F3 Reset Filter F4 Alt+F5 Gate Baggage F6 Show Flight List F7 Rush ULD F8

Changing your password

To change your password head to Settings using F1

Baggage Reconciliation System (BRS) FRA

Airline: X3,TUI,TOM,BY,BLX,6B,J/ Airport: FRA ▾

Airline code:

Flight number:

Destination: SBE:

Position:

Day: STD from: 00:01 STD to: 23:59

Flights without OFB

Settings F1 Logout F2 Bag Info F3 Reset Filter F4 Alt+F5 Gate Baggage F6 Show Flight List F7 Rush ULD F8

Changing your password

On the next screen use
the option Change
Password by hitting the
F7 key on the keyboard

Baggage Reconciliation System (BRS) FRA

Settings

Active Airport
FRA

User
Norbert Rakoczi

User Groups
F1

Back
F2

Reflighting, Auto-E-Rush
F3

Virtual Load Reasons
F4

Alt+F5

F6

**Change Password
F7**

F8

Changing your password

On the next screen by entering your old and new password, and then hitting F7 (Change Password) you can save your new password

Baggage Reconciliation System (BRS) FRA

Change Password

Old password

New password

Re-Enter new password

F1Back
F2F3F4Alt+F5F6

Change Password
F7

F8

Identifying a specific bag

To find out what happened with a specific bag you can use the Bag Info option on the home screen by hitting the F3 key

Baggage Reconciliation System (BRS) FRA

Airline: X3,TUI,TOM,BY,BLX,6B,J Airport: FRA

Airline code:

Flight number:

Destination: SBE:

Position:

Day: STD from: 16:56 STD to: 18:56

Flights without OFB

Settings F1 Logout F2 **Bag Info F3** Reset Filter F4 Alt+F5 Gate Baggage F6 Show Flight List F7 Rush ULD F8

Identifying a specific bag

On this screen add the tag number of the bag which you are looking for and hit the F7 key (Search)

Baggage Reconciliation System (BRS) FRA

for flight:

Please enter a BagId: (e. g. LH 123456 or 220 123456)

code	BagId			Pax name						<input type="checkbox"/> only for this
x3	416117									
	Flug	Name	Status	Inaktiv	C-State	T-State	Info	Ort	Zeit	

F1Back
F2Print
F3F4Alt+F5F6Search
F7Show message
F8

Identifying a specific bag

On the next screen you can see with time stamps what exactly happened with the bag

Baggage Reconciliation System (BRS) FRA

for flight:

Please enter a BagId: (e. g. LH 123456 or 220 123456)

code BagId Pax name only for this

code	BagId	Flug	Name	Status	Inaktiv	C-State	T-State	Info	Ort	Zeit
X3	416117	TUI 2432		N	Y	red	expected			09:21
X3	416117	TUI 2432		C		green	expected			09:28
X3	416117	TUI 2432		C		green	loaded in uld	KGW2566X3	D405-U	10:38
X3	416117	TUI 2432		C		green	loaded in uld	HLD4101X3	V106	11:48
X3	416117	TUI 2432		B		green	loaded in uld		V106	11:54

F1 Back F2 Print F3 F4 Alt+F5 F6 Search F7 Show message F8

Ordering BRS-Mann for gate bags

To order the BRS-Mann to collect the gate bags you need to add the Airline code and the Flight number.

Once these details added hit the F6 key (Gate Baggage)

FRA

Baggage Reconciliation System (BRS)

Airline: X3,TUI,TOM,BY,BLX,6B,J

Airport: FRA

Airline code
wy

Flight number
118

Destination: SBE

Position:

Day: STD from: STD to:

Flights without OFB

Settings F1 Logout F2 Bag Info F3 Reset Filter F4 Alt+F5 **Gate Baggage F6** Show Flight List F7 Rush ULD F8

Ordering BRS-Mann for gate bags

On the next screen add how many items you have to be collected under „Anzahl“ and hit Alt+F5 (Order) to order the BRS-Mann.

Baggage Reconciliation System (BRS) FRA

Gategepäckerfassung

WY 118 MCT STD: 19:30 TOBT:
POS: J3 GATE: J3

BagID Anzahl WCHE

Gesamtanzahl: 0 davon WCHE: 0

F1	Back F2	F3	F4	Order Alt+F5	F6	Update F7	Details F8
----	------------	----	----	-----------------	----	--------------	---------------

Display the flights

On the home screen by leaving all the filters empty and then hitting the F7 key (Show Flight List) you can display all the flights

Baggage Reconciliation System (BRS) FRA

Airline: X3,TUI,TOM,BY,BLX,6B,J

Airport: FRA

Airline code:

Flight number:

Destination: SBE:

Position:

Day: STD from: STD to:

Flights without OFB

Settings
F1

Logout
F2

Bag Info
F3

Reset Filter
F4

Alt+F5

Gate Baggage
F6

Show Flight List
F7

Rush ULD
F8

Display the flights

On this screen the following important information can be found from left to right:

Flug: flight number

Ziel: destination

Zeit: departure time

POS: aircraft stand

ERW: expected bags

VERL: loaded bags

Nein: „no“ baggage

GGN: green bags that you made green

Rot: „red“ baggage

Inaktiv: inactive baggage

Baggage Reconciliation System (BRS) FRA													
Search for routing, position, SBE, Airline-Letter, Flight-Number													
	Ziel	Zeit	POS	SBE	FFU	ERW	VERL	Nein	EXT	GGN	VRot	Rot	Inaktiv
4202	HER	04:45 04:52	E5A	D412		2	148	3		5			
4608	GPA	04:50 05:04	E2A	D413		1	194	1		2		10	
2128	PMI	05:20 05:28	D8A	D403		1	147	6				2	
4604	KGS	05:25 05:24	D4A	D413		2	182	4				6	
2258	LPA	12:05 12:07	V117	D413		2	186	3				7	
2138	FUE	12:30 12:28	V109	D419			164	12				12	
2432	PMI	12:30 13:15	V106	D405			158	2				9	
118	DLM	14:15 14:15	V113	D418		1	190	2				3	
6572	DJE	15:00 14:59	V109	D412		2	194	5				13	
118	MCT	19:30	J3	T730		36	91	21	14			19	

Loading List
F1

Filter / Logout
F2

Print
F3

No Baggage
F4

Multi List
Alt+F5

Diff Baggage
F6

New List
F7

Red Baggage
F8

Display the flights

Once you displayed the flights a few options will present themselves.











These are:

- Loading List
- No Baggage
- Diff Baggage
- Red Baggage

On the next pages we will check what you can do under each options.

Baggage Reconciliation System (BRS) FRA

Search for routing, position, SBE, Airline-Letter, Flight-Number

	Ziel	Zeit	POS	SBE	FFU	ERW	VERL	Nein	EXT	GGN	VRot	Rot	Inaktiv
4202	HER	04:45 04:52	E5A 	D412		2	148	3		5			
4608	GPA	04:50 05:04	E2A 	D413		1	194	1		2		10	
2128	PMI	05:20 05:28	D8A 	D403		1	147	6				2	
4604	KGS	05:25 05:24	D4A 	D413		2	182	4				6	
2258	LPA	12:05 12:07	V117 	D413		2	186	3				7	
2138 	FUE	12:30 12:28	V109 	D419			164	12				12	
2432	PMI	12:30 13:15	V106 	D405			158	2				9	
118	DLM	14:15 14:15	V113 	D418		1	190	2				3	
6572	DJE	15:00 14:59	V109 	D412		2	194	5				13	
118	MCT	19:30	J3	T730		36	91	21	14			19	

Loading List
F1Filter / Logout
F2Print
F3No Baggage
F4Multi List
Alt+F5Diff Baggage
F6New List
F7Red Baggage
F8

Loading List F1

To open the Loading List first select your flight and then hit the F1 key (Loading List).

Depending on whether the aircraft is container loaded or bulk loaded you will see different information on the Loading List.

Baggage Reconciliation System (BRS)													
h for routing, position, SBE, Airline-Letter, Flight-Number													
	Ziel	Zeit	POS	SBE	FFU	ERW	VERL	Nein	EXT	GGN	VRot	Rot	Inaktiv
202	HER	05:00 05:05	D1A	D412			175					9	
128	PMI	05:30 05:27	D4A	D412		1	189					8	
604	KGS	05:45 05:52	E2A	D403		2	189	1				12	
403	FCO	11:40 11:44	A13	A13			135					5	
138	FUE	12:00 12:32	V110	D405		3	144	4		1		5	
142	TFS	12:05 12:20	V114	D417		3	172	7				2	
258	LPA	12:05 13:15	V125	D420		1	186	2		2		7	1
036	AYT	14:15 14:24	E5A	D417			161	2					
262	RHO	14:25	V110	D413			187	2				11	
994	SAW	14:45 (+15)	E2	D417			181	11				13	
402	RMO	15:50	D4A	D413		4	20						
996	SAW	17:35	D5A	D412		43						1	
308	ADB	18:00	D4A	D413		17						1	
407	FCO	18:25	A13	A13		22						4	
118	MCT	19:30	J4	T733		88						4	
998	SAW	19:30	D5A	D409									

Loading List
F1

Filter / Logout
F2

Print
F3

No Baggage
F4

Multi List
Alt+F5

Diff Baggage
F6

New List
F7

Red Baggage
F8

Loading List F1 ULD A/C Before Loading

If you open the Loading List on a container flight before the loading has started, you will see the list of the containers (ULDs) that are planned for this aircraft.

Baggage Reconciliation System (BRS)

ULD list for flight: WY 118 Show empty wag

ULD	Info	Type	Board	Loaded	State	Opened	Closed	Location	AC	Sort
AKE46712WY	BUSSI	container			open	17:15		T733-U		MCT F/MCT J/MCT L
AKE46845WY	BT_2	container			closed	17:12	17:13	T733-U		MCT T
AKE47033WY	BT_1	container			open	17:12		T733-U		MCT T

ULD Baggage F1 Back F2 Print F3 All Bags F4 Print Bingo-Sheet (All) Alt+F5 ULD Statistic F6 New List F7 Bag Info F8

Loading List F1 ULD A/C During Loading

Baggage Reconciliation System (BRS)

ULD list for flight: AZ 403

Show em

ULD	Info	Type	Board	Loaded	State	Opened	Closed	Location	AC	Sort
AKH13033AZ	LOC3	container	OK	16	closed	10:39	11:07	A13-S		FCO L
AKH17188AZ	CTA	container	OK	24	closed	09:49	11:02	A13-S		175 1
AKH17339AZ	LOC2	container	OK	28	closed	10:25	10:40	A13-S		FCO L
AKH17340AZ	LOC1	container	OK	32	closed	10:02	10:25	A13-S		FCO L
AKH17524AZ	TB1	container	OK	16	closed	10:01	11:03	A13-S		FCO T
HLD0501AZ	FC1	hold	OK	11	open	11:07		A13	5	FCO F
HLD0502AZ	B	hold	OK	8	open	11:23		A13	5	FCO L

If you open the loading list once the loading has started or after it has been finished, you will see the list of the containers, how many bags were loaded in them and with time stamps whether they are still open or closed.

ULD Baggage
F1

Back
F2

Print
F3

All Bags
F4

Print Bingo-Sheet (All)
Alt+F5

ULD Statistic
F6

New List
F7

Loading List F1 Bulk A/C Before Loading

If you open the loading list on a bulk aircraft before the loading has started, you will see the list of the baggage trolleys (KGW) on which the bags will be brought to the aircraft.

Baggage Reconciliation System (BRS)										
ULD list for flight: H7 402 <input type="checkbox"/> Show empty w										
ULD	Info	Type	Board	Loaded	State	Opened	Closed	Location	AC	Sort
KGW2443H7	LOC_1	KGW		20	open	14:13		D413-U		RMO L

ULD Baggage F1 Back F2 Print F3 All Bags F4 Print Bingo-Sheet (All) Alt+F5 ULD Statistic F6 New List F7 Bag In F8

Loading List F1 Bulk A/C During Loading

If you open the Loading List on a bulk flight during loading or once the loading has been finished, you will see in which hold how many bags were loaded.

Baggage Reconciliation System (BRS)

ULD list for flight: PC 994 Show empty v

ULD	Info	Type	Board	Loaded	State	Opened	Closed	Location	AC	Sort
HLD0101PC	TB_1	hold		35	open	13:46		E2	1	SAW T
HLD0301PC	LOC_2	hold		36	open	13:44		E2	3	SAW L
HLD0302PC	LOC_1	hold		34	open	13:44		E2	3	SAW L
HLD0303PC	LOC_3	hold		27	open	13:44		E2	3	SAW L
HLD0401PC	TB_2	hold		15	open	14:03		E2	4	SAW T
HLD0402PC	LOC_4	hold		34	open	14:03		E2	4	SAW L

ULD Baggage F1Back F2Print F3All Bags F4Print Bingo-Sheet (All) Alt+F5ULD Statistic F6New List F7Bag In F8

Loading List F1 List of bags

From the Loading List you can retrieve the list of bags in a specific baggage trolley (KGW), hold (HLD) or container (AKH, AKE, etc.) if you hit the F1 key after selecting the baggage trolley/hold/container.

If you hit the F4 key you can retrieve the full baggage list of the flight with all bags.

Baggage Reconciliation System (BRS)										
ULD list for flight: TUI 4262 <input type="checkbox"/> Show empty wagon										
ULD	Info	Type	Board	Loaded	State	Opened	Closed	Location	AC	Sort
HLD1301X3	LOC4	hold	OK	35	closed	13:28	13:35	V110	13	RHO L
HLD4101X3	LOC1	hold	OK	26	closed	13:39	13:39	V110	41	RHO L
HLD4102X3	LOC2	hold	OK	25	closed	13:39	13:39	V110	41	RHO L
HLD4103X3	LOC3	hold	OK	26	closed	13:40	13:40	V110	41	RHO L
HLD4104X3	LOC5	hold	OK	34	closed	13:40	13:40	V110	41	RHO L
HLD4105X3	LOC6	hold	OK	26	closed	13:41	14:38	V110	41	RHO L
HLD4301X3	BY	hold	OK	15	closed	14:39	14:52	V110	43	RHO L

ULD Baggage F1	Back F2	Print F3	All Bags F4	Print Bingo-Sheet (All) Alt+F5	ULD Statistic F6	New List F7	Bag Info F8
-------------------	------------	-------------	----------------	-----------------------------------	---------------------	----------------	----------------

Baggage List & Setting Red

Once you retrieved the baggage list, from this list you can set bags on red by selecting the baggage and then hitting the F4 key (Set Red).

To look for a specific bag that you would like to set on red you may use the search field on the top.

Baggage Reconciliation System (BRS) FRA

Loaded Baggage (187) for flight: TUI 4262

Search for PaxName, onwardFlightPretty, SortString, ContainerLr, BagId, BagId9, PaxStatus, BagId-short

	Name	Status	ULD	SEQ.	Onward	Sort	Zeit	BSM Delay
X3 471128		B	HLD4103X3	14		RHO L	13:57	
X3 471304		B	HLD4101X3	23		RHO L	13:51	
X3 471307		B	HLD4301X3	6		RHO L	13:50	
X3 471316		B	HLD4101X3	25		RHO L	13:51	
X3 471333		B	HLD4102X3	10		RHO L	13:51	
X3 471335		B	HLD4103X3	11		RHO L	13:50	
X3 471420		B	HLD4102X3	8		RHO L	13:56	
X3 471831		B	HLD4101X3	4		RHO L	13:59	
X3 472612		B	HLD4103X3	18		RHO L	13:59	
X3 472947		B	HLD1301X3	29		RHO L	13:54	
X3 472955		B	HLD4103X3	25		RHO L	13:48	
X3 472963		B	HLD4101X3	22		RHO L	13:47	
X3 472964		B	HLD4301X3	14		RHO L	13:54	
X3 473662		B	HLD4103X3	2		RHO L	13:48	
X3 473801		B	HLD4102X3	7		RHO L	13:48	
X3 473833		B	HLD1301X3	23		RHO L	13:43	
X3 473843		B	HLD4103X3	7		RHO L	13:42	

Bag Info F1 Back ULD List F2 Print F3 **Set Red F4** Alt+F5 F6 New List F7 F8

Baggage List & Setting Red


After you hit the F4 key please confirm by clicking on „Ja“ or hitting the space bar.

Baggage Reconciliation System (BRS) FRA

Loaded Baggage (187) for flight: TUI 4262

h for PaxName, onwardFlightPretty, SortString, ContainerLr, BagId, BagId9, PaxStatus, BagId-short

	Status	ULD	SEQ.	Onward	Sort	Zeit	BSM Delay
X3 471128	B	HLD4103X3	14		RHO L	13:57	
X3 471304					RHO L	13:51	
X3 471307					RHO L	13:50	
X3 471316					RHO L	13:51	
X3 471333					RHO L	13:51	
X3 471335					RHO L	13:50	
X3 471420					RHO L	13:56	
X3 471831					RHO L	13:59	
X3 472612					RHO L	13:59	
X3 472947					RHO L	13:54	
X3 472955					RHO L	13:48	
X3 472963					RHO L	13:47	
X3 472964					RHO L	13:54	
X3 473662	B	HLD4103X3	2		RHO L	13:48	
X3 473801	B	HLD4102X3	7		RHO L	13:48	
X3 473833	B	HLD1301X3	23		RHO L	13:43	
X3 473843	B	HLD4103X3	7		RHO L	13:42	



Achtung

Really set **RED**?

Ja (Leertaste)

Nein (ESC)

Bag Info
F1

Back ULD List
F2

Print
F3

Set Red
F4

Alt+F5

F6

New List
F7

F8

Diff Baggage F6

Under Diff Baggage you may find the bags that are still expected on your flight but haven't yet been loaded in a container/baggage trolley/hold.

These tagnumbers have been generated (either in FRA or in other stations if the passenger has an inbound flight).

To proceed hit the F6 key.

Baggage Reconciliation System (BRS) FRA													
ch for routing, position, SBE, Airline-Letter, Flight-Number													
	Ziel	Zeit	POS	SBE	FFU	ERW	VERL	Nein	EXT	GGN	VRot	Rot	Inaktiv
1202	HER	05:00 05:05	D1A	D412			175					9	
2128	PMI	05:30 05:27	D4A	D412		1	189					8	
4604	KGS	05:45 05:52	E2A	D403		2	189	1				12	
2138	FUE	12:00 12:32	V110	D405		3	144	4		1		5	
2142	TFS	12:05 12:20	V114	D417		3	172	7				2	
2258	LPA	12:05 13:15	V125	D420		1	186	2		2		7	1
1262	RHO	14:25 14:59	V110	D413			187	2				11	
118	MCT	19:30	J4	T733		86	19	2	10			18	

Loading List
F1Filter / Logout
F2Print
F3No Baggage
F4Multi List
Alt+F5Diff Baggage
F6New List
F7Red Baggage
F8

Diff Baggage F6

On the next screen hit
the F8 key (Expected all)
to see the list of all
expected bags.

Baggage Reconciliation System (BRS) FRA

Green reported baggage (0) for flight: TUI 4202

d	Name	Inbound	POS	Zeit	AS	Info	Inaktiv	BSM Delay

Bag Info F1	Back F2	Print F3	Set Red F4	Alt+F5	Special List F6	New List F7	Expected all F8
----------------	------------	-------------	---------------	--------	--------------------	----------------	----------------------------

Diff Baggage F6

On the Expected all list you may also set bags on red by hitting the F4 key and then confirming.

Note: This is important on airlines such as Oman Air, where we put the short transfer (<3h) and the long transfer (>8h) inbound bags on red. These inbound bags will be on the Expected all list before you open the check-in. Don't forget to set them on red before they get loaded in a container to avoid delay in case the passenger misses your flight.

FRA

Baggage Reconciliation System (BRS)

Expected baggage (2) for flight: TUI 4202 / GFA: 0

Search for InboundFltId, OnwardFltId, BagId, PaxName

id	Name	Inbound	Pos	Onward	Zeit	AS	BSM Delay
7) X3 502530					04:33		
7) X3 502619					04:12		

Bag Info
F1Back
F2Print
F3Set Red
F4Alt+F5Special List
F6New List
F7No Info List
F8

Red Baggage F8

To open the list of red bags select your flight and hit the F8 key (Red Baggage)

FRA

1 for routing, position, SBE, Airline-Letter, Flight-Number

	Ziel	Zeit	POS	SBE	FFU	ERW	VERL	Nein	EXT	GGN	VRot	Rot	Inaktiv
202	HER	04:45 04:51	D5A	D413		2	200	3				6	
128	PMI	05:00 05:14	D1A	D412		1	189	5				5	
536	MAH	05:30 05:32	V109	D403			151	5				2	
432	PMI	06:05 06:11	D8A	D413			185	1					
742	SSH	12:00 12:01	V108	D417			103	2					
186	ACE	12:40 12:36	V113	D419			108	4		1		2	
578	LCA	13:15 15:53	V109	D420			159	4				2	
306	FNC	13:25 14:53	V113	D413		1	153	2				1	

Loading List F1 Filter / Logout F2 Print F3 No Baggage F4 Multi List Alt+F5 Diff Baggage F6 New List F7 **Red Baggage F8**

Red Baggage F8

On the next screen hit
the F8 key (All Red
Baggages) to display the
full list of the red bags.

Baggage Reconciliation System (BRS) FRA

Unauthorized loading (0) for flight: TUI 4202

	Name	ULD	Zeit	Info	Inaktiv	BSM Delay
--	------	-----	------	------	---------	-----------

Bag Info F1 Back to Flight List F2 Print F3 Release Red Baggage F4 Alt+F5 F6 New List F7 **All Red Baggages F8**

Red Baggage List & Setting Green

Once you displayed the red bags you have the option to release red baggage by hitting the F4 key (Release Red Baggage).

Baggage Reconciliation System (BRS) FRA									
Red baggage (6) for flight: TUI 4202									
	Name	Inbound	Onward	Zeit	Info	Inaktiv	BSM Delay	Scan	
) X3 502580				02:16	DEL				
) X3 502581				02:16	DEL				
) X3 502963				04:18	DEL				
) X3 502993				02:57	DEL				
) X3 503080				03:40	DEL				Y
) X3 503497				03:44	DEL				

Bag Info F1	Back F2	Print F3	Release Red Baggage F4	Alt+F5	F6	New List F7	F8
----------------	------------	-------------	---------------------------	--------	----	----------------	----

Red Baggage List & Setting Green

Once you selected the baggage that you would like to set on green and hit the F4 key, confirm it by clicking on „Ja“ or hitting the space bar.

Baggage Reconciliation System (BRS) FRA

Red baggage (6) for flight: TUI 4202

Name	Inbound	Onward	Zeit	Info	Inaktiv	BSM Delay	Scan
X3 502580			02:16	DEL			
X3 502581			02:16	DEL			
X3 502963			4:18	DEL			
X3 502993			2:57	DEL			
X3 503080			3:40	DEL			Y
X3 503497			3:44	DEL			

Achtung

Really release RED?

Ja (Leertaste) Nein (ESC)

Bag Info F1 Back F2 Print F3 Release Red Baggage F4 Alt+F5 F6 New List F7 F8

Deleted Tag With Scan

If you see on the All Red Baggage list that a tagnumber has been deleted (Info = DEL) but it was scanned (Scan = Y), always investigate and set these bags on green.











Although the tag was deleted in DCS, if it has a scan it means that the bag was sent down with the deleted tag. It is very important that you release these bags after investigation so we don't leave these bags behind because of e.g. SSBD errors.

Baggage Reconciliation System (BRS) FRA								
Red baggage (6) for flight: TUI 4202								
d	Name	Inbound	Onward	Zeit	Info	Inaktiv	BSM Delay	Scan
7) X3 502580				02:16	DEL			
7) X3 502581				02:16	DEL			
7) X3 502963				04:18	DEL			
7) X3 502993				02:57	DEL			
7) X3 503080				03:40	DEL			Y
7) X3 503497				03:44	DEL			

Bag Info F1	Back F2	Print F3	Release Red Baggage F4	Alt+F5	F6	New List F7	F8
----------------	------------	-------------	---------------------------	--------	----	----------------	----

No Baggage F4

To see the No Baggage list hit the F4 key (No Baggage).

Baggage Reconciliation System (BRS) FRA													
Search for routing, position, SBE, Airline-Letter, Flight-Number													
	Ziel	Zeit	POS	SBE	FFU	ERW	VERL	Nein	EXT	GGN	VRot	Rot	Inaktiv
4202	HER	04:45 04:51	D5A 	D413		2	200	3				6	
2128	PMI	05:00 05:14	D1A 	D412		1	189	5				5	
2636	MAH	05:30 05:32	V109 	D403			151	5				2	
2432	PMI	06:05 06:11	D8A 	D413			185	1					
6742 	SSH	12:00 12:01	V108 	D417			103	2					
2186	ACE	12:40 12:36	V113 	D419			108	4		1		2	
4578 	LCA	13:15 15:53	V109 	D420			159	4				2	
2806	FNC	13:25 14:53	V113 	D413		1	153	2				1	

Loading List
F1

Filter / Logout
F2

Print
F3

No Baggage
F4

Multi List
Alt+F5

Diff Baggage
F6

New List
F7

Red Baggage
F8

No Baggage F4

On the No Baggage list you will generally see rush bags and bags that were mistakenly scanned on your flight.

On the No Baggage list you have the option to release bags and authorize them to be loaded after you received approval from TRC or Supervisor by hitting the F4 key (Release No Baggage).

Baggage Reconciliation System (BRS) FRA									
No baggage (2) for flight: TUI 4202 with									
	Name	Inbound	Pos	Onward	Rush	Inaktiv	Info	Location	BSM Delay
X3 502934					N		FEHLSCAN/UMB.AUF TUI2432/03 ? RZT=28	D413-U	
X3 506199					N		TUI2432 03MAY FEHLSCAN/TUI2432/03MAY	D413-U	

Bag Info
F1Back to Flight List
F2Print
F3Release No Baggage
F4Alt+F5Special List
F6New List
F7External No Baggage
F8

Releasing No Baggage

After you hit the F4 key on the No Baggage list you need to confirm the details and select whether it is a RUSH bag, and then by hitting the F7 key you can authorize this bag to be loaded.

Baggage Reconciliation System (BRS) FRA

BagID: (0617) X3 502934

for flight: TUI 4202
has no loading authorization!

Name

Comment

Sort

Seat

RUSH

Are you sure to authorize the bag to be loaded?

F1	No F2	F3	F4	Alt+F5	F6	Yes F7	F8
----	----------	----	----	--------	----	-----------	----



Thank You!

