



**PEGASUS**  
AIRLINES

**QATAR RESIDENCE CARD-VISA CHECK**


*our lowest fares are @*  
**flypgs.com** | **PEGASUS**

# General Rules

- If Qatar residence permit holders stay outside Qatar for **more than 180 days**, their residence permits become **invalid and no longer grant travel rights**.
- The passenger's stay outside Qatar is calculated based on the **Qatar entry-exit stamps** in the passport or via the **Metrash2** application.
- If the duration of stay outside Qatar cannot be determined through stamps, the **Metrash2** app or the link below should be used:

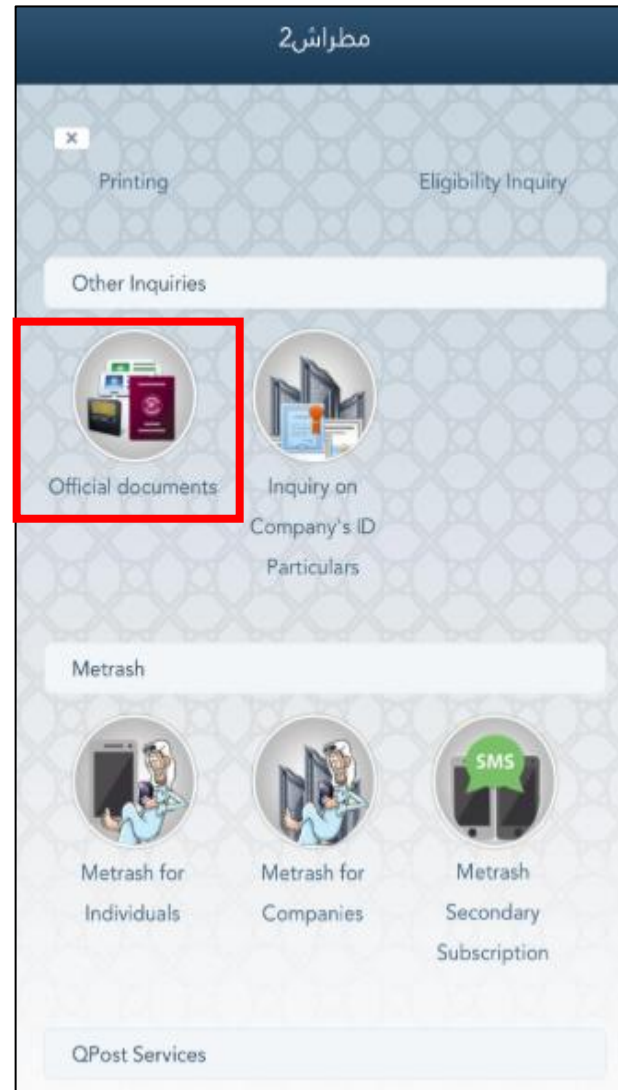
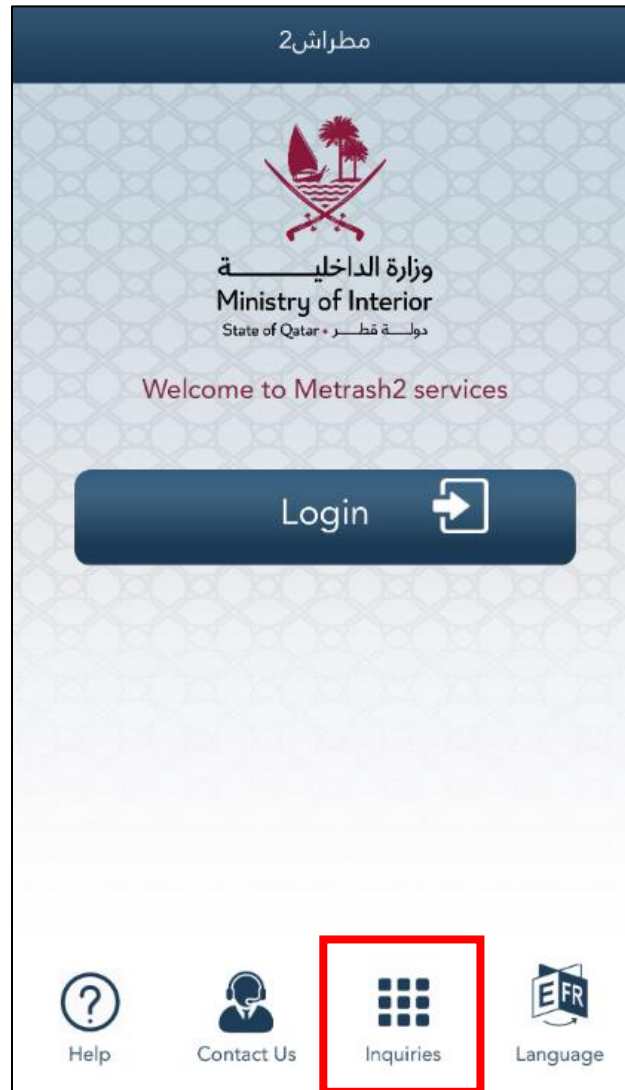


## IOS App Store / Google Play



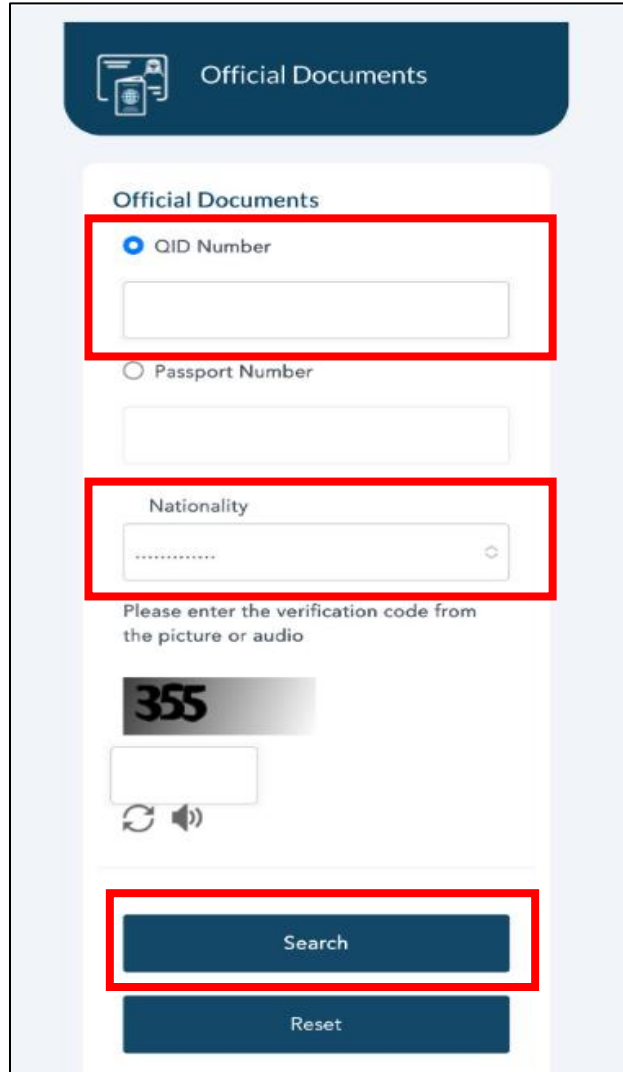
<https://portal.moi.gov.qa/wps/portal/MOIInternet/services/inquiries/others/officialdocuments>

# Residence Card Inquiry / METRASH APP



- On the main screen of the app, without logging in, click:  
**Inquiries → Official Documents**

# Residence Card Inquiry / METRASH APP



The screenshot shows the 'Official Documents' section of the METRASH APP. It features a dark blue header with a document icon and the text 'Official Documents'. Below this, the 'Official Documents' section is highlighted with a red box. It contains two radio buttons: 'QID Number' (selected) and 'Passport Number'. Below the 'QID Number' radio button is a text input field, also highlighted with a red box. Below the 'Passport Number' radio button is another text input field. Below these is a 'Nationality' dropdown menu, highlighted with a red box. Below the dropdown is a text input field for a verification code, with a prompt 'Please enter the verification code from the picture or audio' above it. To the left of the verification code field is a small image showing the number '355'. Below the verification code field are icons for refreshing and audio playback. At the bottom of the form are two buttons: 'Search' and 'Reset', both highlighted with red boxes.

Official Documents

Official Documents

☒ QID Number

☐ Passport Number

Nationality


Please enter the verification code from the picture or audio


355


On the **Official Documents** page:


- 1) Enter the passenger's **QID Number**
- 2) Enter the **Security Code**
- 3) Click **Search**


# Residence Card Inquiry / WEB


 Other Inquiries


 Search here...


 Traffic Inquiries


 Visa Services


 Exit & Entry Permits


 Residency Permits inquiry

 Other Inquiries


 Metrash


 QPost Services


 PCC Inquiry


 ECS Inquiry

Other Services

  
Official documents

  
Smart card application form

  
Smart card activation application form

  
Inquiry on Company's ID Particulars

Description

- Click:  
**Other Inquiries →  
Official Documents**



# Residence Card Inquiry / WEB

The screenshot shows the 'Other Inquiries' section of a web application. The sidebar on the left contains the following options: Traffic Inquiries, Visa Services, Exit & Entry Permits, Residency Permits inquiry, Other Inquiries (selected), Metrash, QPost Services, PCC Inquiry, and ECS Inquiry. The main content area is titled 'Official Documents' and contains the following fields and controls:

- QID Number:** A radio button is selected, with a red arrow pointing to its input field.
- Passport Number:** A radio button is unselected, with a corresponding input field.
- Nationality:** A dropdown menu with a downward arrow.
- Verification Code:** A text field with the value '233' displayed above it. A red arrow points to the input field. To the right of the field are refresh and audio icons.
- Buttons:** At the bottom, there are 'Search' and 'Reset' buttons. The 'Search' button is circled in red.

On the Official Documents page;

- 1) Enter the passenger's **QID Number**
- 2) Enter the **Security Code**

## Residence Card Inquiry / METRASH-WEB Result Screen

State Of Qatar  
Residency Permit  
دولة قطر  
رخصة إقامة

ID.No: 2955[redacted] الرقم الشخصي: [redacted]  
D.O.B.: 12/05/1995 تاريخ الميلاد: [redacted]  
Expiry: 02/01/2020 الصلاحية: [redacted]  
Nationality: NIGER الجنسية: [redacted]  
Occupation: موظف المهنة: [redacted]  
Name: [redacted] اسم العائلة: [redacted]

Ministry of Interior, Qatar

ID Number(2955[redacted])

Not Allowed to enter the State Of Qatar with this RP

Document Type	Date of Expiry
ID Card Expiry Date	2020-01-02
Passport Expiry Date	2018-08-17
Exit Date	2017-06-13 ( Outside the country For 193 Days )
Residency Expiry Date	2020-01-02

- The number of days the passenger has stayed outside Qatar is in the **"Exit Date"** field.
- If the passenger has stayed outside Qatar for more than 180 days; a **"Not Allowed to enter the State Of Qatar with this RP"** warning is received. The passenger should not be accepted to the flight with this residence card.

# Return Permit

State Of Qatar  
Ministry of Interior

تصريح عودة مقيم  
Return Permit

قسم: مركز خدمات الوكرة  
نسخة اخرى  
تاريخ الطباعة : 2019/7/14

جهة الطابعة: ادارة الخدمات الموحدة

سبب التصريح: تلف أو فقدان بطاقة رخصة الإقامة

Reason: Lost or Damaged ID Card

**Return Permit Details**

Application Number: 2019 / 5008915 رقم الطلب: 27276000206 الرقم الشخصي:  
Nationality: SYRIA سوريا الجنسية: احمد ممدوح ابراهيم الهندي اسم صاحب التصريح:  
Name: AHMED MAMDOUH IBRAHIM ALHNDI  
Passport Owner Relation: صاحب المستند العلاقة بصاحب الجواز:  
Passport Owner Name: AHMED MAMDOUH IBRAHIM ALHNDI اسم صاحب الجواز: احمد ممدوح ابراهيم الهندي

**Passport Details**

Passport Expiry: 2020/3/26 تاريخ انتهاء الجواز: Passport Number: N012411244 رقم الجواز:  
RP Expiry: 2020/3/18 تاريخ انتهاء الإقامة: Sponsor Relation: عمل العلاقة بالمستقدم:

**Sponsor Details**

Sponsor Number: 10-9953-04 رقم المستقدم:  
اسم المستقدم: شركة لوان الدولية للتقنيات والتجارة  
Sponsor Name: AWAN INT. FOR TRANSPORT AND CATTEL TRAD. CO.

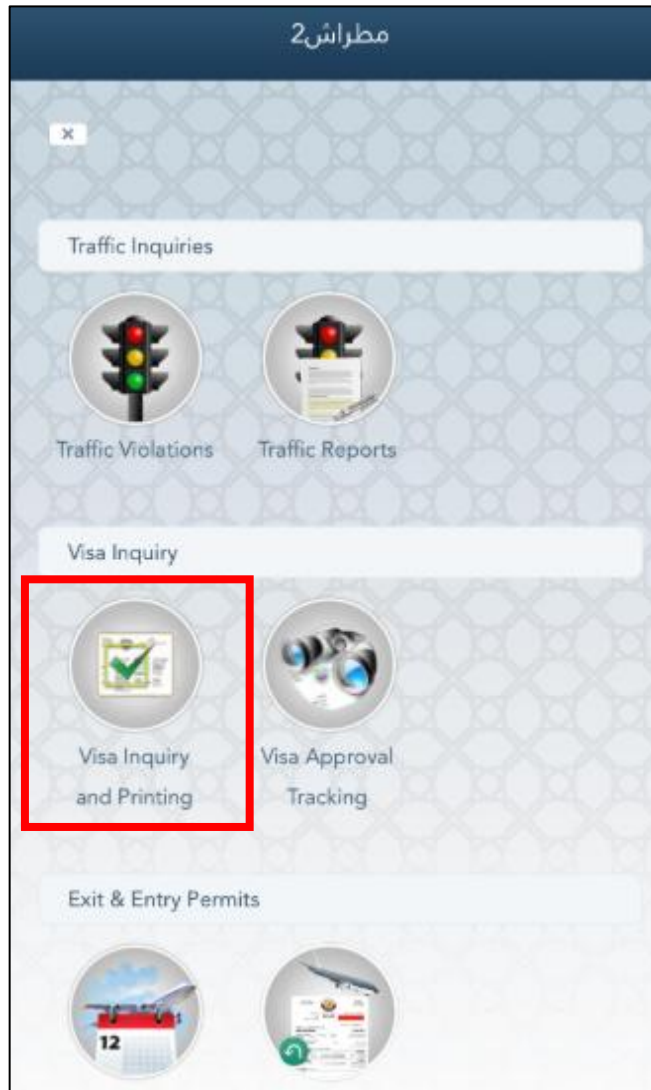
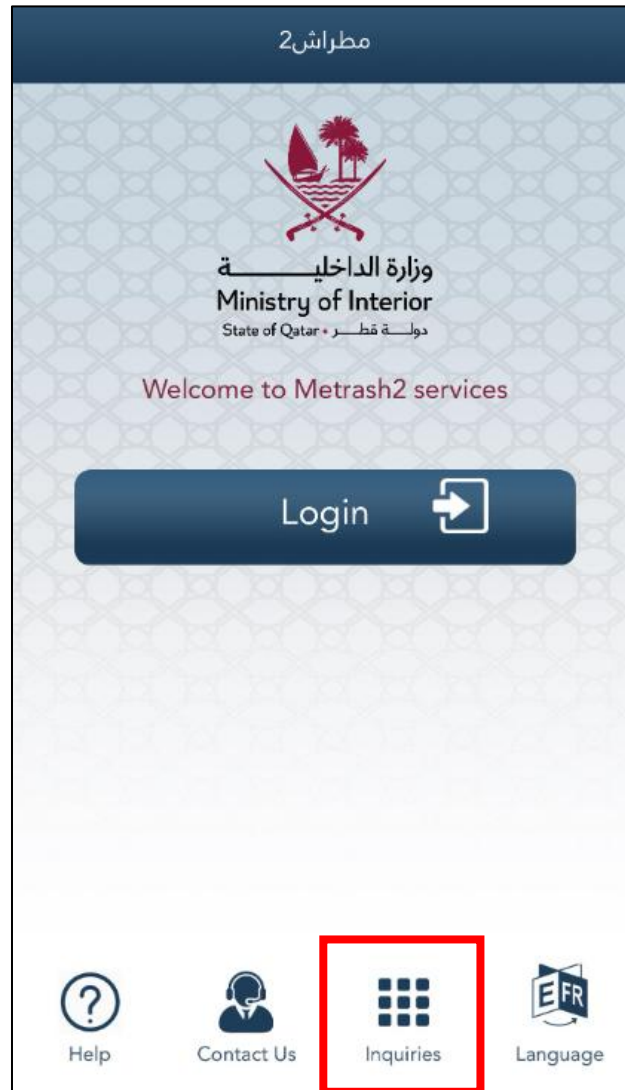
**Remarks**

تاريخ الموافقة: 2019/7/14  
تاريخ انتهاء التصريح: 2019/8/13  
توقيع المسؤول

- Passengers whose residence permits are canceled due to prolonged stay outside Qatar can access the system, pay the fine, and reactivate their permits.
- After payment, the Qatar authorities issue a **Return Permit**, which grants the right to travel to Qatar.



# Visa Inquiry / METRASH APP



- On the main screen of the app, without logging in, click:  
**Inquiries → Visa Inquiry and Printing**

# Visa Inquiry / METRASH APP

Visa Services

Visa Inquiry & Printing

☒ Visa Number



☐ Passport Number

Nationality

.....

Please enter the verification code from the picture or audio

635

**Submit**

Reset

On the **Visa Services** page:

- 1) Enter the **Visa Number**
- 2) Select the passenger's **Nationality**
- 3) Enter the **Security Code**

# Visa Inquiry / WEB




Home MOI Services Departments & Committees Media Center Security Awareness Information Center About Ministry

Home > MOI Services > Inquiries > Visa Services

## Visa Services

Search Search here...


- Traffic Inquiries
- Visa Services
- Exit & Entry Permits
- Residency Permits inquiry
- Other Inquiries
- Metrash
- QPost Services
- PCC Inquiry

Visa Inquiry	Description	
 Visa Approval Tracking	 Visa Inquiry and Printing	 Visit Visa Extension

- Click:  
**Visa Service →  
Visa Inquiry and  
Printing**


# Visa Inquiry / WEB


Home > MOI Services > Inquiries > Visa Services > Visa Inquiry & Printing


 Visa Services


☰


Search here...


 Traffic Inquiries


 Visa Services


 Exit & Entry Permits


 Residency Permits inquiry

 Other Inquiries

 Metrash

 QPost Services

 PCC Inquiry

 ECS Inquiry

Visa Inquiry & Printing



☒ Visa Number

☐ Passport Number

Nationality

Please enter the verification code from the picture or audio

065


Submit

Reset

On the **Visa Services** page:

- 1) Enter the **Visa Number**
- 2) Select the passenger's **Nationality**
- 3) Enter the **Security Code**

## Visa Inquiry / METRASH-WEB Result Screen

Visa Number (382025199985) Information	
Visa Number	382025  <a href="#">Print Visa</a>
Name	_____
Nationality	JORDAN
Passport Number	
Description Of Visa Owner	Passport Owner
Gender	Male
Visa Type	WORK - YEARLY RESIDENT
Travel Index	SINGLE ENTRY
Stay Duration	2-YEAR
Date of Issue	2025-04-23
Visa Validity	2025-06-01 <span>THE STAY DURATION HAS EXPIRED</span>
Visa Status	USED INSIDE COUNTRY

- All information on the passenger's passport must match the information on the results screen.
- If the visa is invalid; The phrase "**USED INSIDE COUNTRY**" is included in the Visa status field. Used Inside Country visas should not be accepted to the flight.





We didn't start aviation in Türkiye but  
**we transformed it!**



*Thank you*